

Description

QuickCure is a clear, fast curing acrylic for cold mounting of metallographic specimens and printed circuit boards (PCB's). It provides good edge retention, low shrinkage and good flowability to fill open cavities, through-holes and cracks.

Mixing Ratio (by VOLUME)

2:1 Powder to Liquid*

Pot Life

3 minutes*

Curing Time

15-20 minutes

Max. Curing Temperature

60 °C (140 °F)*

Durometer Hardness

80D

Chemical Properties

Non-soluble in alcohol (cured)

Soluble in acetone (cured)

* Optimum mixing ratio – may be modified for lower viscosity by increasing the volume of liquid; however, longer cure times will result

Eliminating Bubbles

Bubbles in the acrylic occur from agitation during mixing and outgassing that occurs as the temperature converts residue from liquid or solid into gas. Allied's pressure chambers work well to eliminate this occurrence, by preventing the formation of air bubbles during the curing process.

QuickCure

Acrylic Mounting Resin

WARNING!







Refer to the SDS document for additional safety information.

Instructions:

- 1) To improve adhesion and product performance, degrease/clean the sample prior to mounting using acetone, isopropyl alcohol, or an ultrasonic cleaner. Air dry, or heat dry, to evaporate residual moisture.
- 2) Pour two (2) parts powder into a mixing cup and one (1) part liquid into another cup (do not use wax lined or paper cups).
- 3) Pour the POWDER into the LIQUID. Stir gently until the powder is fully saturated. If a thinner mixture is desired, more liquid can be added, but the cure time will increase.
- 4) Pour the mixture into the mounting cup over the sample and allow it to cure/harden.
- 5) If using a pressure chamber, place the mounting cup into the chamber, seal it, and fill with 25-30 psi. Let the sample fully cure under pressure.



Pressure Chamber

Mount Size	Cure Time (Minutes)*	Mixing Ratio	Max Temperature	Weight (g)**	
				Powder	Liquid
 1" / 25 mm	15 – 20	2:1	140 °F (60 °C)	10.47	6.15
 1.25" / 32 mm	15 – 20	2:1	140 °F (60 °C)	13.53	7.95
 1.5" / 38 - 40 mm	15 – 20	2:1	140 °F (60 °C)	19.5	11.45
 2" / 50 mm	15 – 20	2:1	140 °F (60 °C)	28.88	16.96

* Mixing ratio and room temperature will influence performance and the data in the table above. Room temperature of 77 °F (25 °C) will yield these numbers. If mixture of components by weight is not done precisely, these numbers will also vary. Placing molds into a shallow bath of water will also reduce exothermic heat.

** Per one (1) mount

Note: The use of "disposable mounting cups" is not recommended unless they are cooled in water to avoid melting the cup itself.